



U^{OF}L Health

James Graham Brown Cancer Center 2019 Outcomes Report

Megan B. Nelson, MD
Cancer Liaison Physician
Collated data from CLP CQIP Report

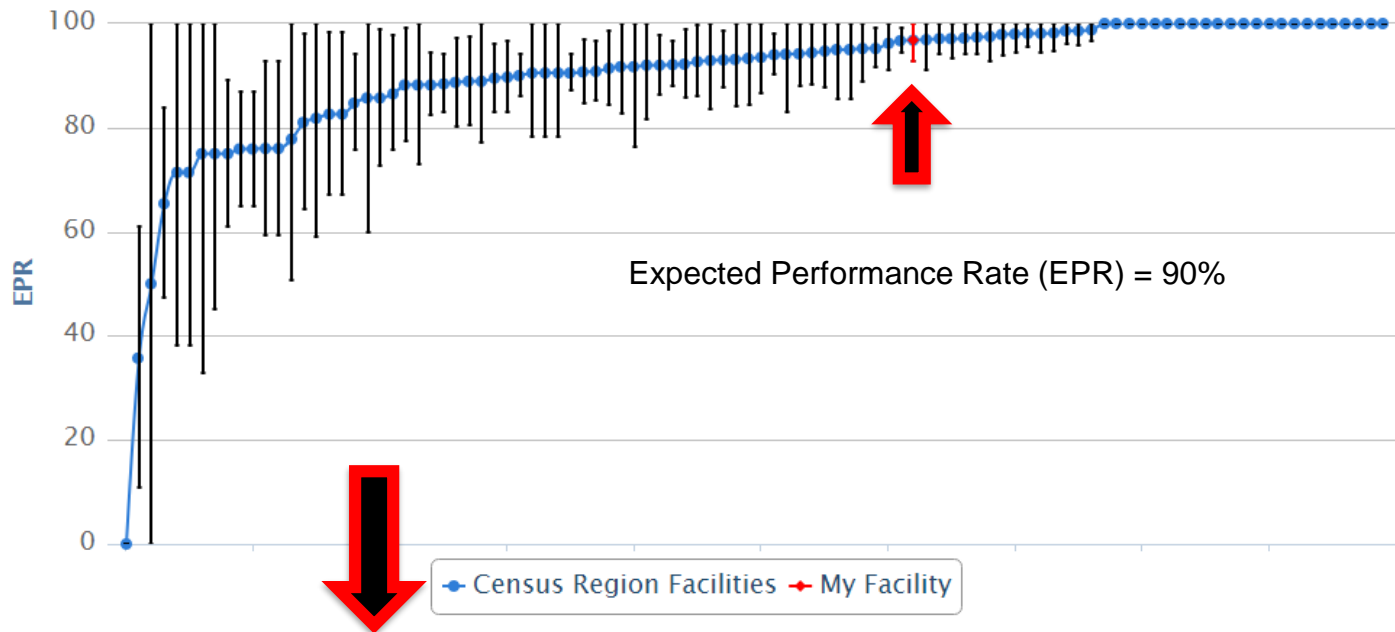
U^{OF}**L** Health

CQIP Data

The data mentioned in this report is from patient volume data from the years **2012—2016.**

This is the most recent data obtainable through the NCDB.

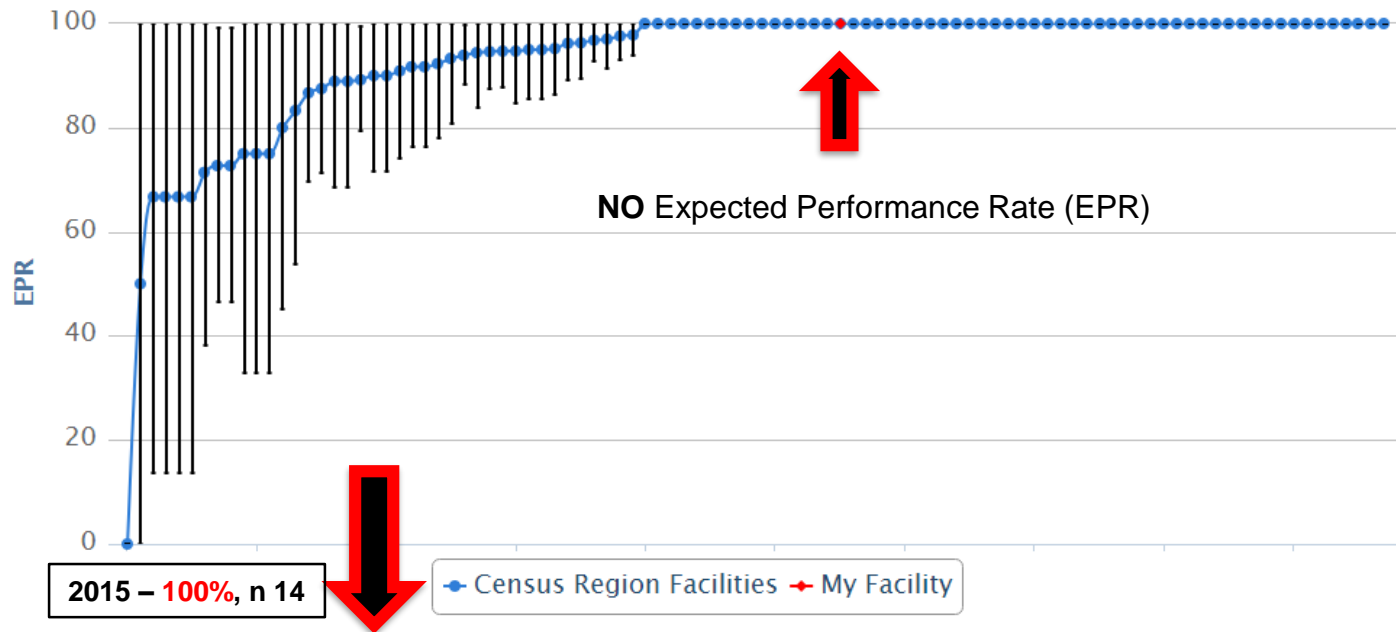
BREAST, 2016, BCSRT: Breast radiation after breast conserving surgery (NQF 0219 - Accountability)



	My Program	My State (KY)	My Census Region (East South Central)	My ACS Region (North Central)	My CoC Program Type (ACAD)	All CoC Programs
Performance Rate	96.8 %	93.1 %	92.1 %	93.9 %	91.4 %	91.8 %
Denominator	63	923	3468	11948	19932	59705
95 % CI	(92.5,100.0)	(91.5,94.7)	(91.2,93.0)	(93.5,94.3)	(91.0,91.8)	(91.6,92.0)

Radiation therapy is administered within 1 year (365 days) of diagnosis for women under age 70 receiving breast conserving surgery for breast cancer. (CP3R data as of 02/14/2019)

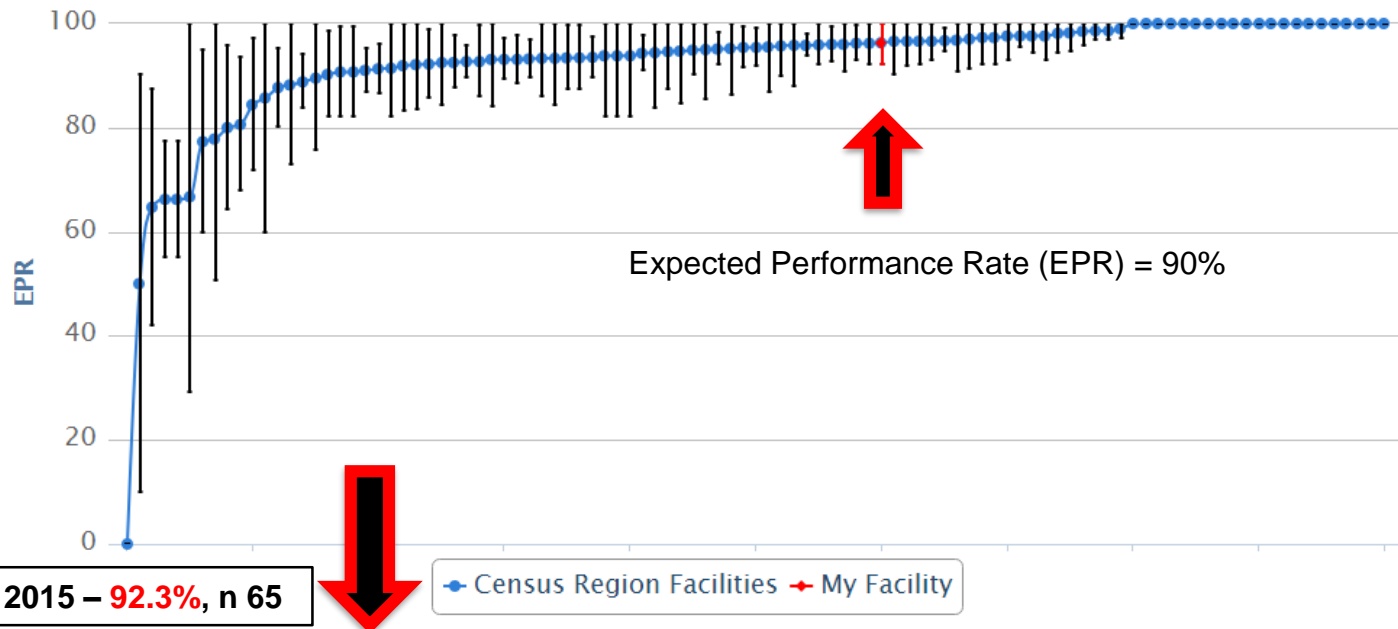
BREAST, 2016, MAC: Combination chemotherapy for hormone receptor negative breast cancer (NQF 0559 - Accountability)



	My Program	My State (KY)	My Census Region (East South Central)	My ACS Region (North Central)	My CoC Program Type (ACAD)	All CoC Programs
Performance Rate	100 %	96.8 %	95.7 %	95.4 %	93 %	93.2 %
Denominator	16	222	944	2577	4452	12245
95 % CI	(100.0,100.0)	(94.5,99.1)	(94.4,97.0)	(94.6,96.2)	(92.3,93.7)	(92.8,93.6)

Combination chemotherapy is recommended or administered within 4 months (120 days) of diagnosis for women under 70 with AJCC T1cN0M0, or Stage II or III hormone receptor negative breast cancer. (CP3R data as of 02/14/2019)

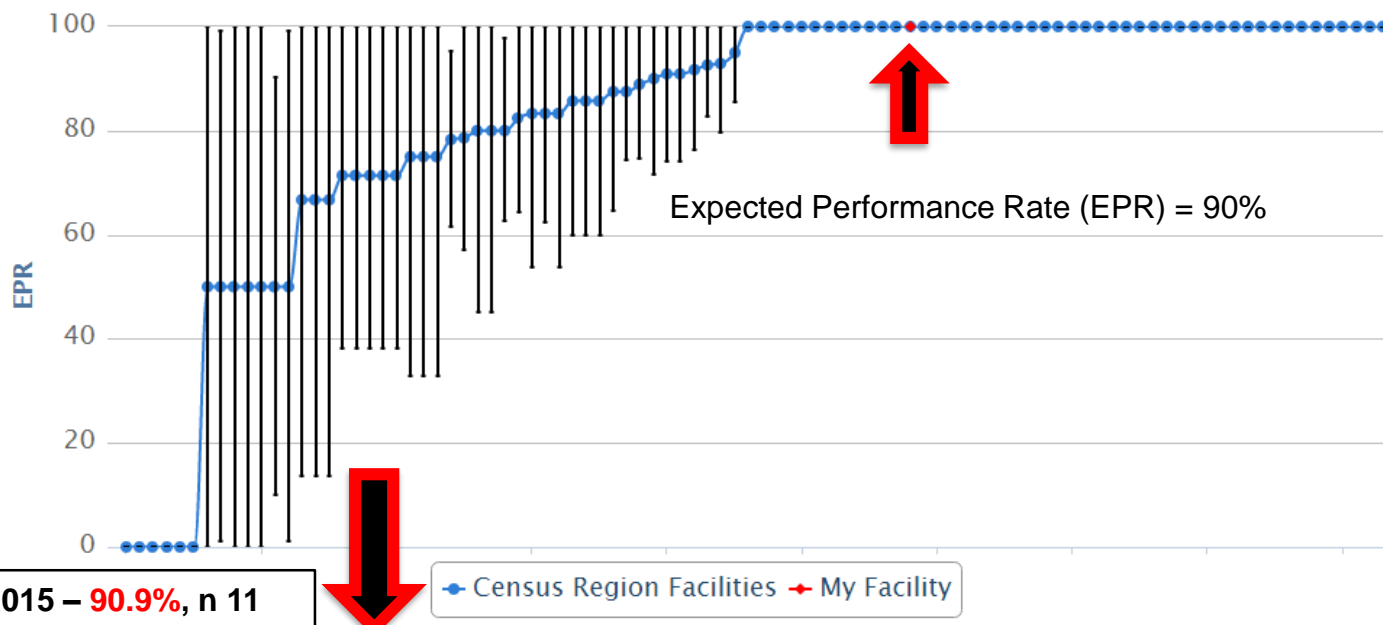
BREAST, 2016, HT: Adjuvant hormonal therapy for hormone receptor positive breast cancer (NQF 0220 - Accountability)



	My Program	My State (KY)	My Census Region (East South Central)	My ACS Region (North Central)	My CoC Program Type (ACAD)	All CoC Programs
Performance Rate	96.3 %	96.9 %	94.3 %	95.7 %	92.6 %	93 %
Denominator	80	1244	4987	15546	25413	78878
95 % CI	(92.2,100.0)	(95.9,97.9)	(93.7,94.9)	(95.4,96.0)	(92.3,92.9)	(92.8,93.2)

Tamoxifen or third generation Aromatase inhibitor is recommended or administered within 1 year (365 days) of diagnosis for women with AJCC T1cN0M0, or stage IB - III hormone receptor positive breast cancer. (CP3R data as of 02/14/2019)

BREAST, 2016, MASRT: Post-mastectomy radiation for women with 4 or more positive regional lymph nodes (Accountability)



2015 - 90.9%, n 11

— Census Region Facilities — My Facility

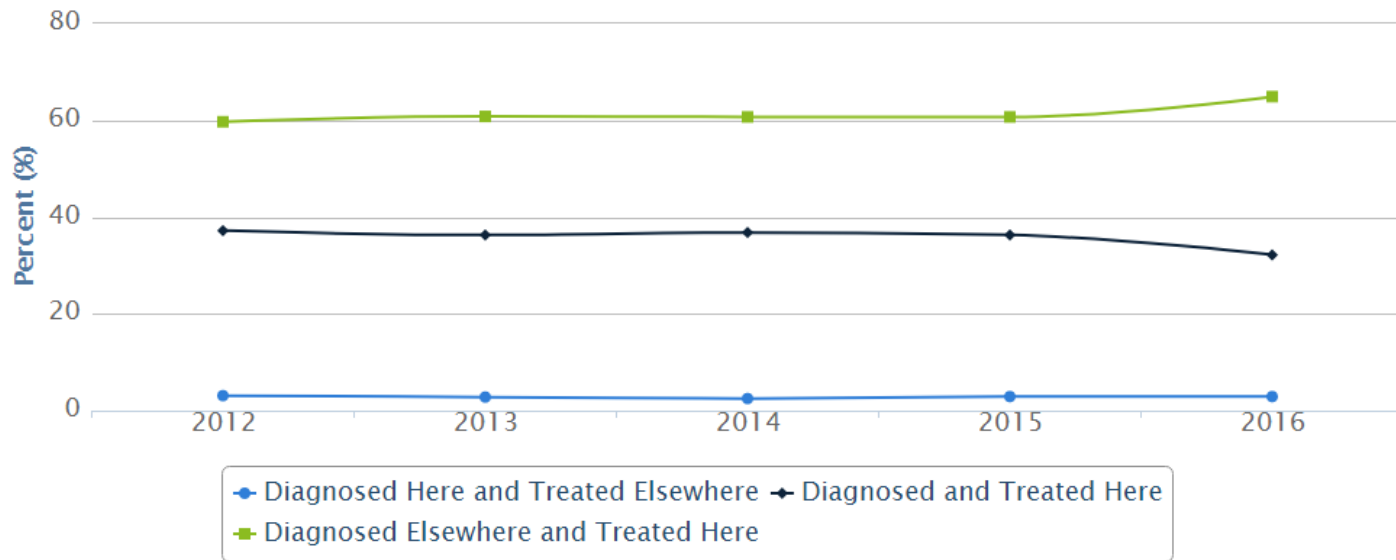
	My Program	My State (KY)	My Census Region (East South Central)	My ACS Region (North Central)	My CoC Program Type (ACAD)	All CoC Programs
Performance Rate	100 %	86.6 %	87.8 %	91.4 %	89 %	88.5 %
Denominator	6	112	442	1218	2227	6246
95 % CI	(100.0,100.0)	(80.3,92.9)	(84.7,90.9)	(89.8,93.0)	(87.7,90.3)	(87.7,89.3)

Radiation therapy is recommended or administered following any mastectomy within 1 year (365 days) of diagnosis of breast cancer for women with ≥ 4 positive regional lymph nodes. (CP3R data as of 02/14/2019)

Total In/Out Migration

UL OF Health

Total In/Out Migration, 2012 - 2016 - My Facility



	2012	2013	2014	2015	2016
Diagnosed Here and Treated Elsewhere	3.1 % (n=53)	2.8 % (n=50)	2.5 % (n=44)	2.9 % (n=50)	2.9 % (n=48)
Diagnosed and Treated Here	37.2 % (n=639)	36.3 % (n=638)	36.8 % (n=649)	36.3 % (n=616)	32.2 % (n=526)
Diagnosed Elsewhere and Treated Here	59.7 % (n=1024)	60.8 % (n=1068)	60.7 % (n=1071)	60.7 % (n=1029)	64.9 % (n=1060)